

## Dati tecnici

### Technical features

Max contenuto d'acqua Max water capacity	348 l
Peso netto Net weight	68 Kg


## Dati dimensionali

### Dimensional features


Volume d'imballo Packaging volume	1.2 m³
--------------------------------------	--------

## Installazioni disponibili

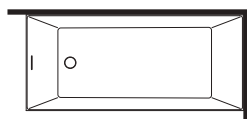
### Installations allowed



**CENTRO STANZA**



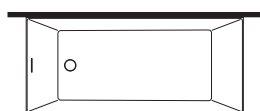
**1/3(SX)**



**2/4 (DX)**

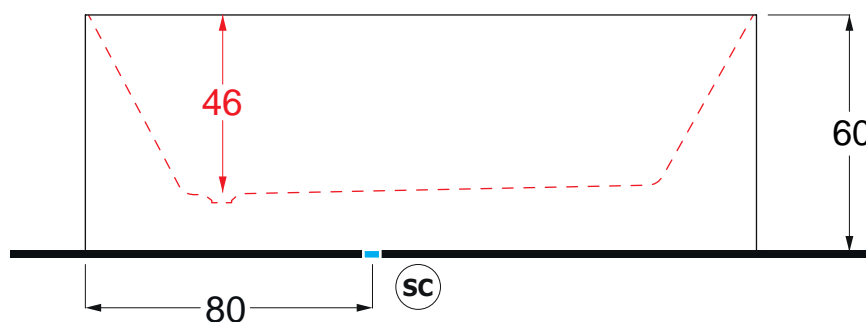
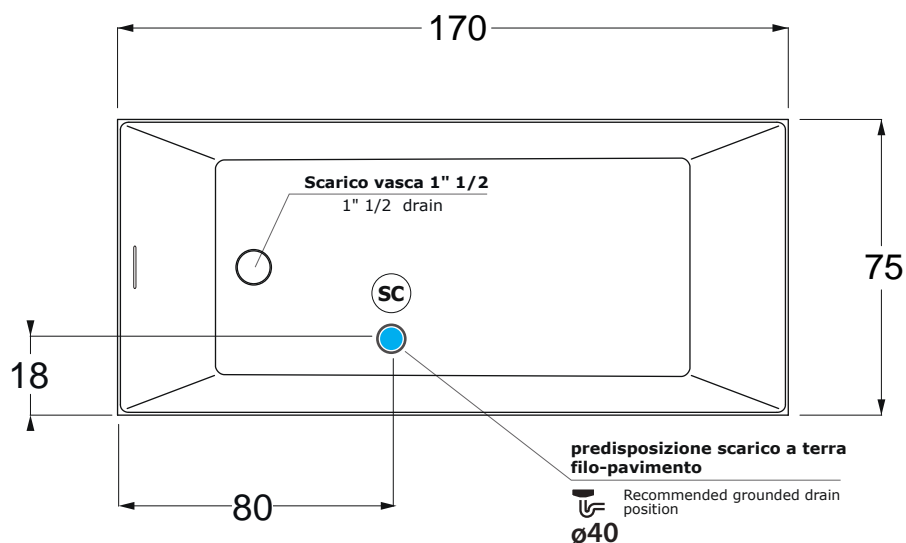


**5/6**



**7/8**

## Disegno tecnico / Technical drawing



Scarico a terra consigliato filo-pavimento **SC** Recommended grounded drain ø40

## Punti di appoggio a terra / Ground support points

### VISTA DA SOTTO - posizione piedini

