

CLIVIA 170

170 x 80 h.61

Dati tecnici

Technical features

Max contenuto d'acqua Max water capacity	355 l
Peso a vuoto Dry weight	138 kg

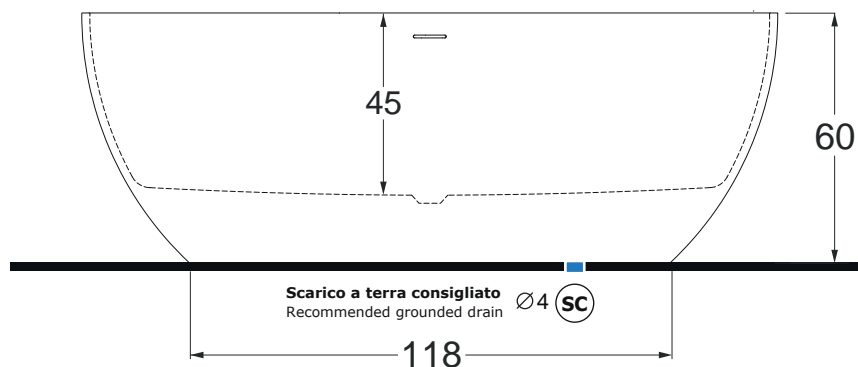
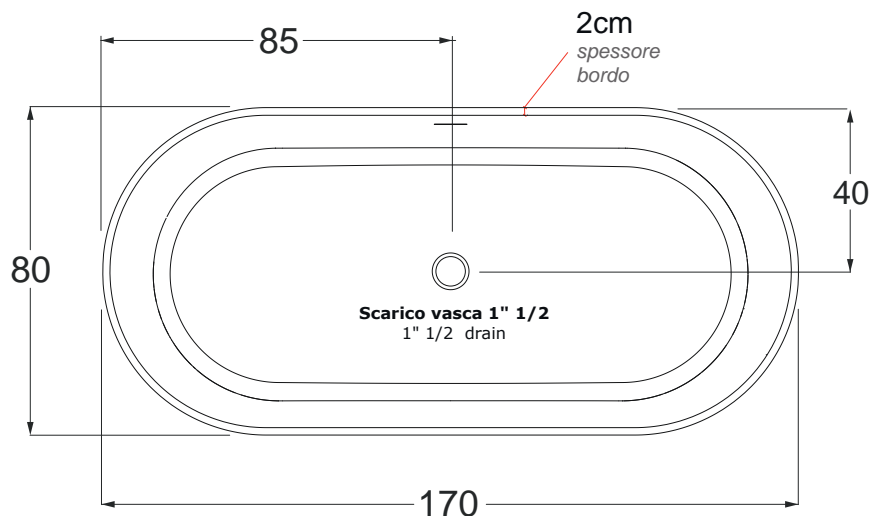
Dati dimensionali

Dimensional features

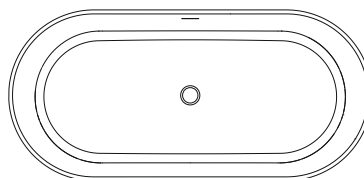
Volume d'imballo Packaging volume	1.12 m ³ cm175 x 85 x 75 h
Peso spedizione Shipping weight	193 kg

misure in centimetri
measurements in centimeters

Disegno tecnico / Technical drawing

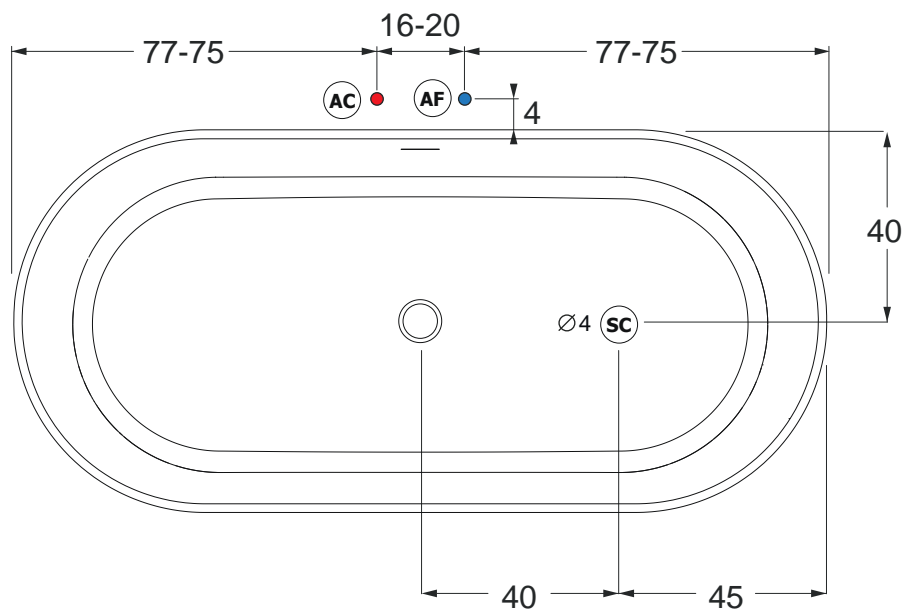


Installazioni disponibili / Installations allowed



CENTRO STANZA

Installazione idraulica - Rubinetteria vasca / Hydraulic installation - Bathtub taps



Allaccio acqua calda nel caso di vasca provvista di rubinetteria **AC** Hot water connection should the bathtub be fitted with taps

Allaccio acqua fredda nel caso di vasca provvista di rubinetteria **AF** Cold water connection should the bathtub be fitted with taps

Scarico a terra consigliato Ø4 **SC** Recommended grounded drain Ø4