

## Dati tecnici

## Technical features

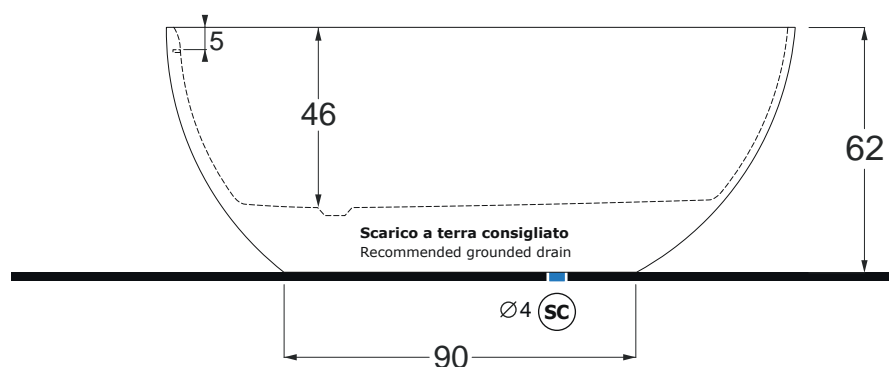
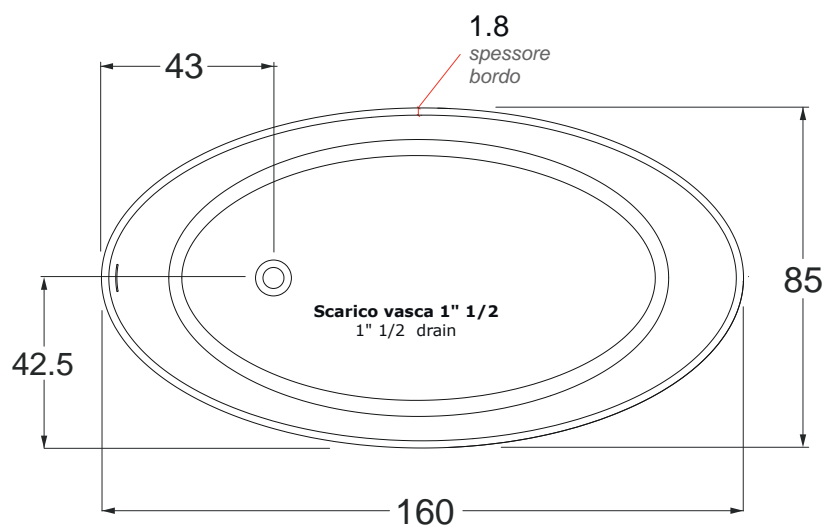
Max contenuto d'acqua Max water capacity	330 l
Peso a vuoto Dry weight	118 kg

## Dati dimensionali

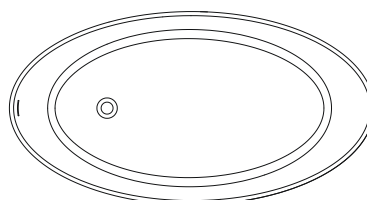
## Dimensional features

Volume d'imballo Packaging volume	1.1 m <sup>3</sup> cm165 x 90 x 75h
Peso spedizione Shipping weight	170 kg

## Disegno tecnico / Technical drawing

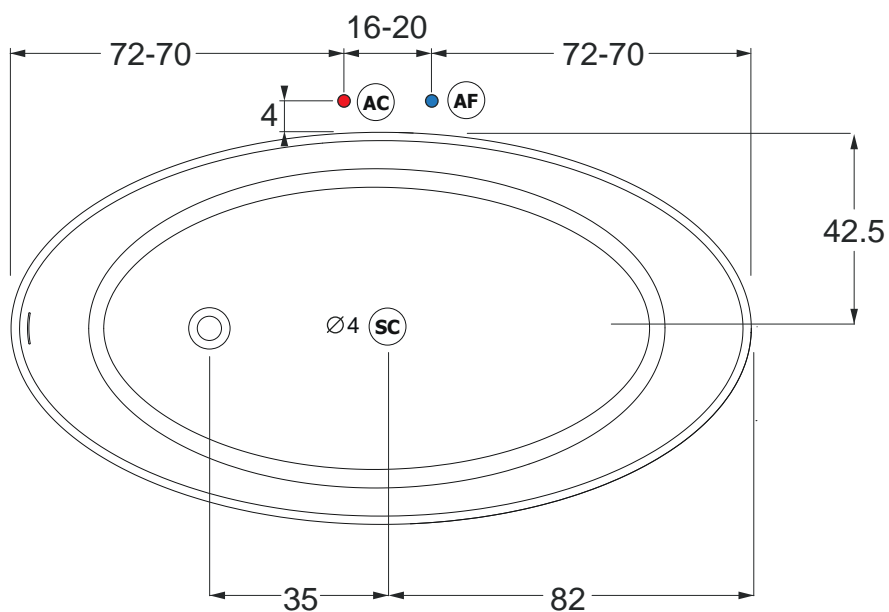


## Installazioni disponibili / Installations allowed



CENTRO STANZA

Installazione idraulica - Rubinetteria vasca / Hydraulic installation - Bathtub taps



Allaccio acqua calda nel caso di vasca provvista di rubinetteria (AC) Hot water connection should the bathtub be fitted with taps

Allaccio acqua fredda nel caso di vasca provvista di rubinetteria (AF) Cold water connection should the bathtub be fitted with taps

Scarico a terra consigliato Ø4 (SC) Recommended grounded drain Ø4